



US00D837765S

(12) **United States Design Patent**
Prohaszka

(10) **Patent No.:** **US D837,765 S**

(45) **Date of Patent:** **** Jan. 8, 2019**

- (54) **HEADSET EARCUP ADAPTER**
- (71) Applicant: **Television Equipment Associates, Inc.**,
Brewster, NY (US)
- (72) Inventor: **Gustavo Prohaszka**, Brewster, NY
(US)
- (73) Assignee: **TELEVISION EQUIPMENT
ASSOCIATES, INC.**, Brewster, NY
(US)
- (**) Term: **15 Years**

- D634,300 S * 3/2011 Yang D14/206
- D635,962 S * 4/2011 Kelley D14/206
- D681,003 S * 4/2013 Ham D14/206
- RE44,672 E * 12/2013 Yang D14/206
- D699,213 S * 2/2014 Burgett D14/205
- D711,851 S * 8/2014 Houghton D14/206
- D734,303 S * 7/2015 Kanou D14/206
- D746,260 S * 12/2015 Goransson D14/206

* cited by examiner

Primary Examiner — Michael A. Pratt

(74) *Attorney, Agent, or Firm* — F. Wayne Thompson, Jr.;
Asgard Patent Services, LLC

- (21) Appl. No.: **29/582,418**
- (22) Filed: **Oct. 27, 2016**
- (51) **LOC (11) Cl.** **14-01**
- (52) **U.S. Cl.**
USPC **D14/206; D14/223**
- (58) **Field of Classification Search**
USPC D14/205–206, 214, 223; D29/112
CPC H04R 1/1066; H04R 1/1016; H04R 25/00;
H04R 1/10; H04R 5/0335; H04R 5/033
See application file for complete search history.

(57) **CLAIM**

The ornamental design for a headset earcup adapter, as shown and described.

DESCRIPTION

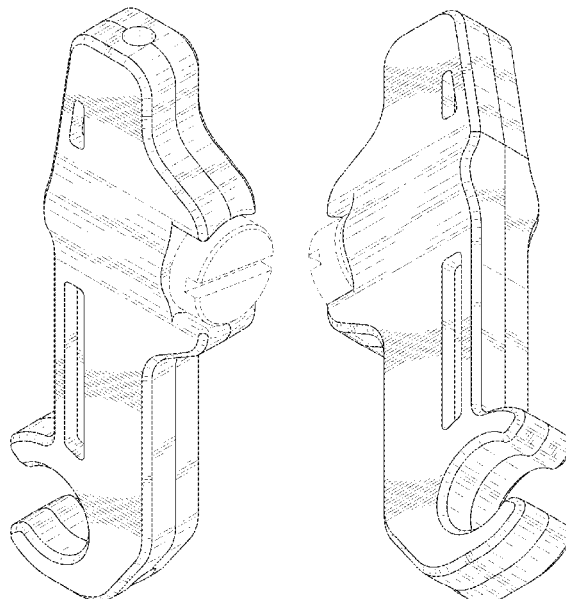
FIG. 1 is a top, right, front isometric view of a headset earcup adapter;
 FIG. 2 is a bottom, left, back isometric view of the headset earcup adapter shown in FIG. 1;
 FIG. 3 is a front view of the headset earcup adapter shown in FIG. 1;
 FIG. 4 is a right side view of the headset earcup adapter shown in FIG. 1;
 FIG. 5 is a left side view of the headset earcup adapter shown in FIG. 1;
 FIG. 6 is a top view of the headset earcup adapter shown in FIG. 1; and,
 FIG. 7 is a bottom view of the headset earcup adapter shown in FIG. 1.
 The broken lines shown in the drawings represent portions of the headset earcup adapter that form no part of the claimed design.

(56) **References Cited**

U.S. PATENT DOCUMENTS

- D463,791 S * 10/2002 Nagai D14/205
- D469,081 S * 1/2003 Perszyk D14/205
- D508,485 S * 8/2005 Katsumata D14/205
- D564,500 S * 3/2008 Wang D14/205
- D568,301 S * 5/2008 Kim D14/205
- D586,329 S * 2/2009 Birger D14/205
- D590,813 S * 4/2009 Bradford D14/205
- D598,895 S * 8/2009 Bentley D14/206
- D601,126 S * 9/2009 Christopher D14/206
- D603,372 S * 11/2009 Bentley D14/206
- D612,835 S * 3/2010 Yang D14/206

1 Claim, 5 Drawing Sheets



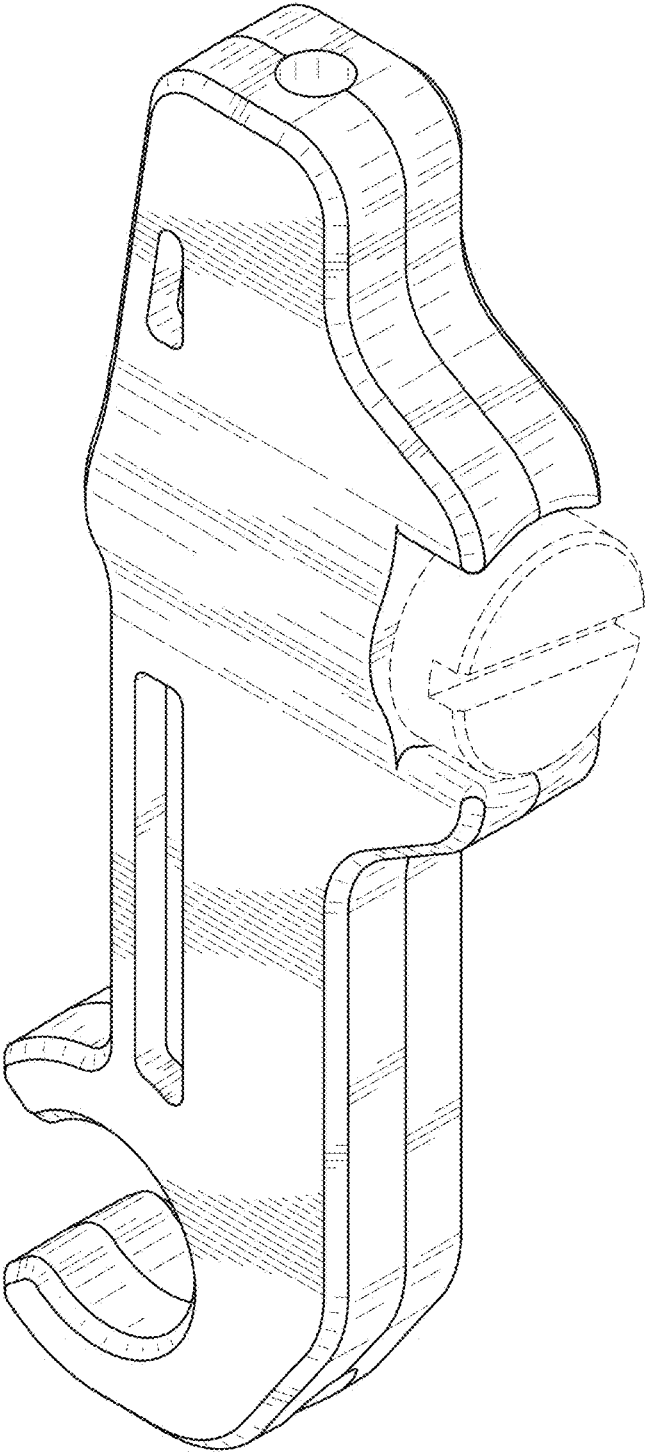


FIG. 1

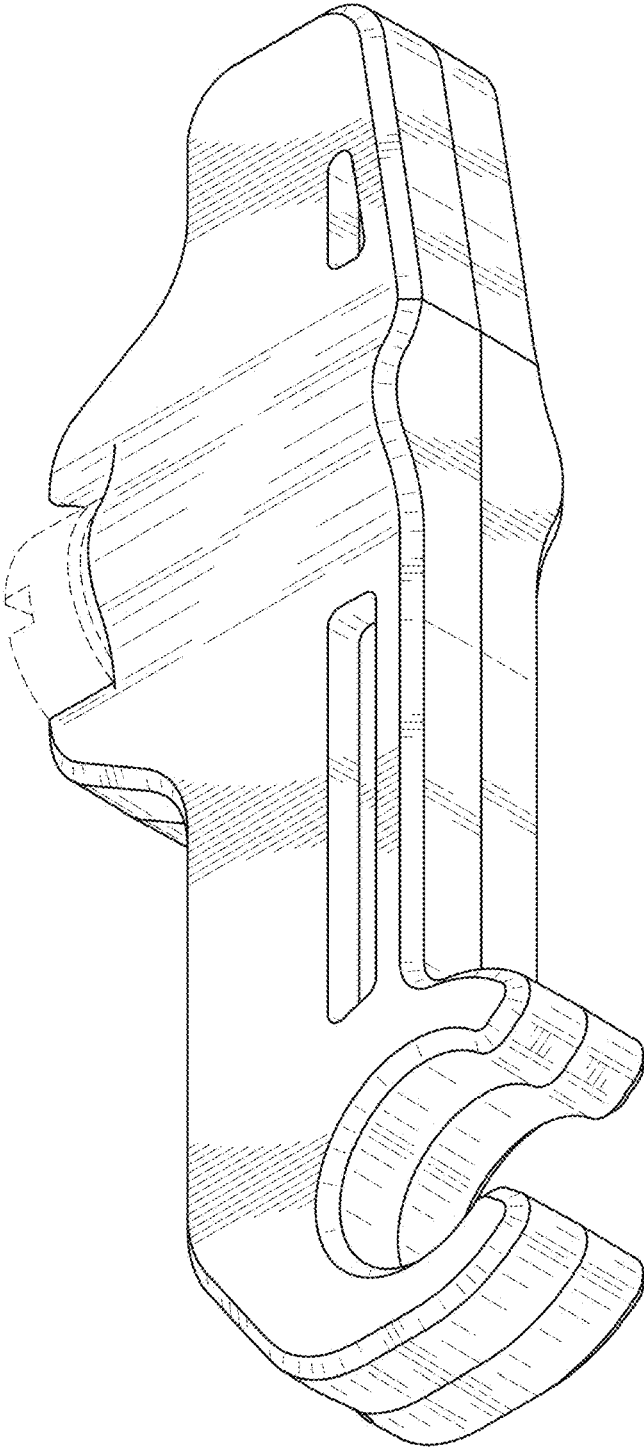


FIG. 2

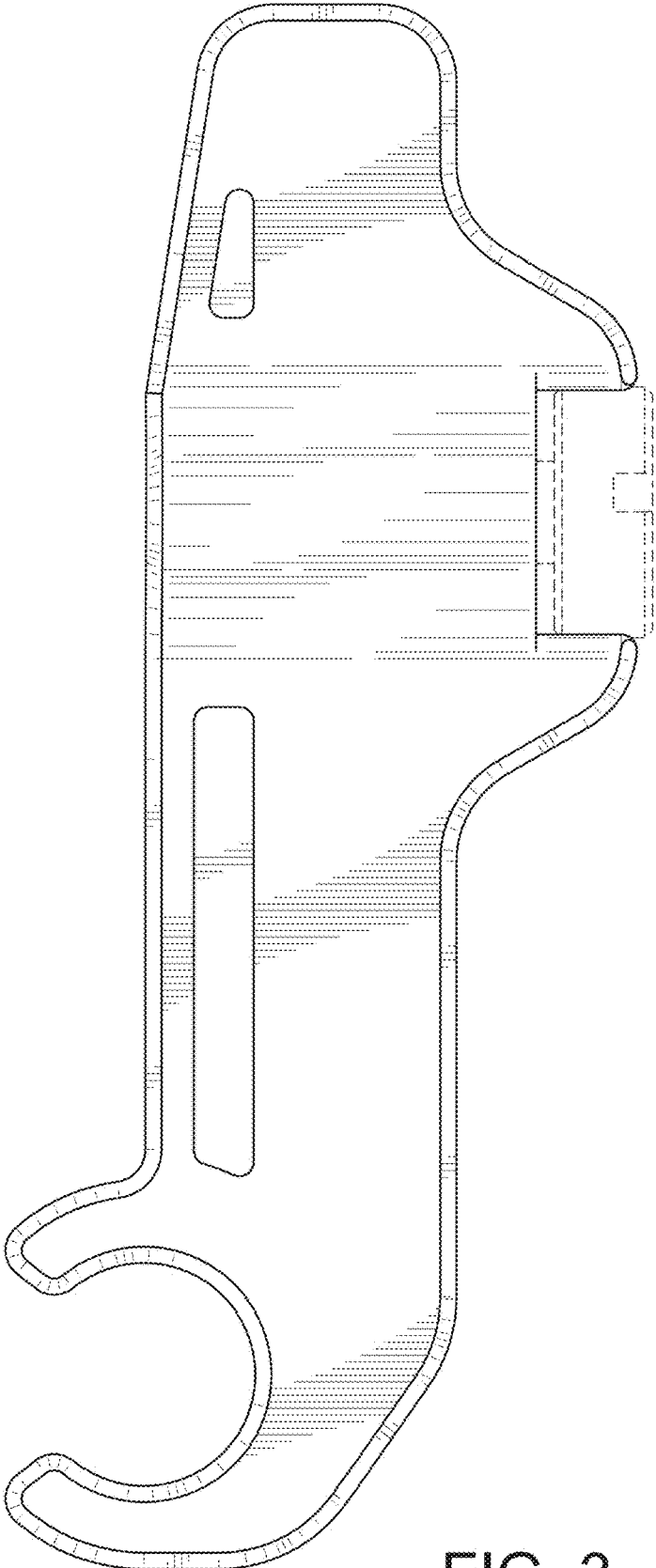


FIG. 3

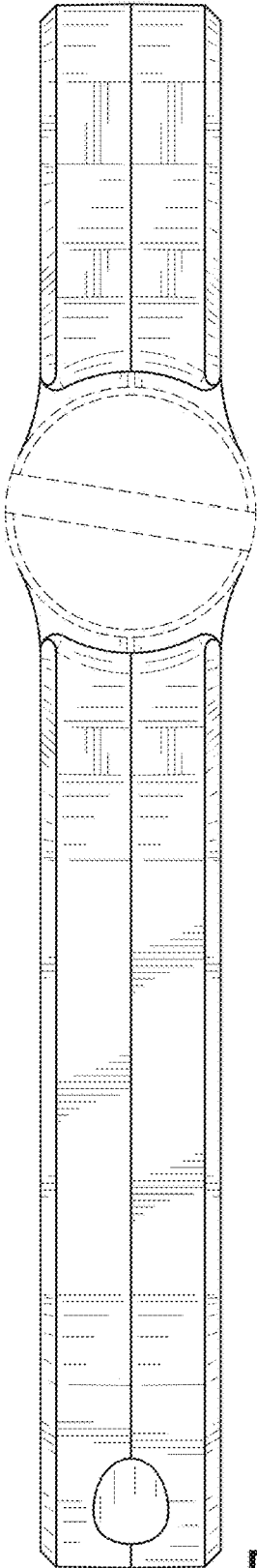


FIG. 4

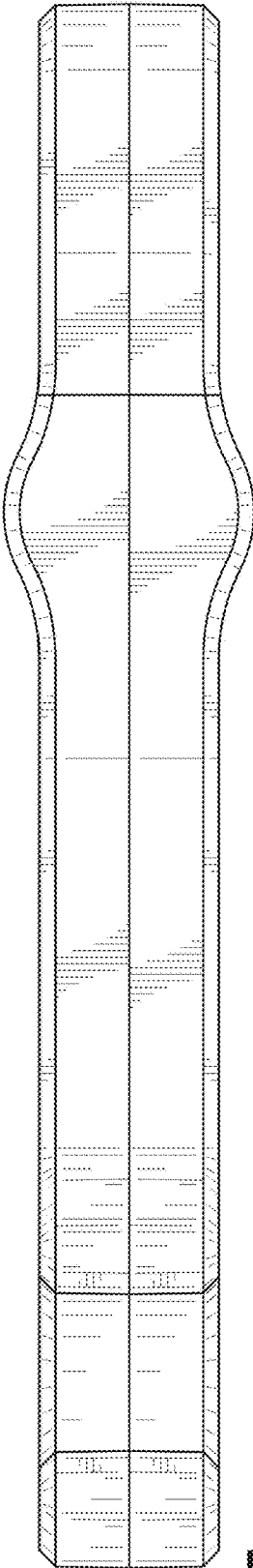


FIG. 5

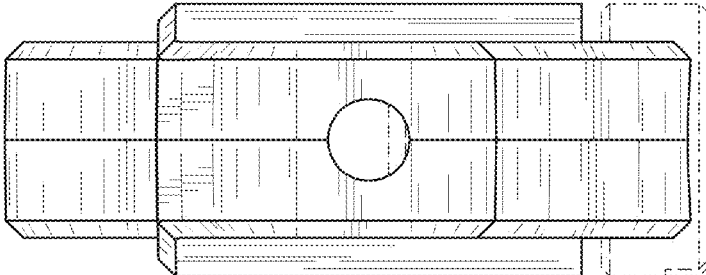


FIG. 6

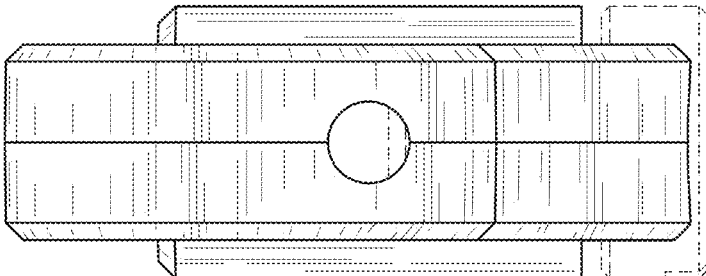


FIG. 7